

# KV GSlide® GS4270 Soft-Close Drawer Slide



## Features

- Soft-close module
- 32mm hole pattern
- Lever disconnect for easy drawer removal
- Non-handed design
- Recommended maximum drawer width 24"

**Mounting:** Side

**Action:** Telescopic movement on ball-bearings

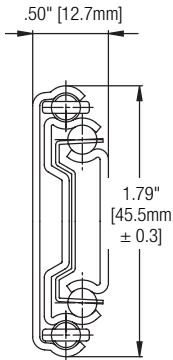
**Load Rating:** 100 lb. class

**Height:** 1.79" [45.5mm]

**Clearance:** .50" + .03" - 0" on each side


**Finish:** Zinc (ZC)

**Profile:**



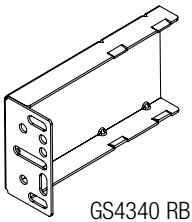
## Configurations

Bulk (B)	10 Pair and 1 set of instructions per box without screws
<b>GS4270 Zinc (ZC) Finish</b>	
<b>Size</b>	<b>Bulk (B)</b>
300mm	GS4270 12
350mm	GS4270 14
400mm	GS4270 16
450mm	GS4270 18
500mm	GS4270 20
550mm	GS4270 22
600mm	GS4270 24
650mm	GS4270 26
700mm	GS4270 28

Recommended Fasteners		KV Part	Finish	Qty
	#7 x 1/2" Phillips Pan Head	8500-93	Zinc (ZC)	1000

Less than Full Extension: 12" = 8.4" Extension; 14" = 11.9" Extension

## Mounting Brackets



Product	Front or Rear	Finish	Pack
GS4340 RB	Rear	Zinc (ZC)	200